

Referendum Information Presentation

March 2013

Welcome,

My name is Jason Lind, and I am the superintendent here at Millburn. Our plan is to have a brief presentation of the Board's rationale behind the referendum, and then give members of the audience an opportunity to ask questions.

The Board members with us today are

Bob Reding
Joe Pineau
Chris Stream
Diane Campbell
Jane Gattone
Scott Miller
Nichol Mangino

Our administrators with us are:

Elizabeth Keefe, Joanne Rathunde, Jake Jorgenson, Marybeth DeLaMar, and Stephen Johns

Cost/Benefit


Cost

- \$1 per day for the average \$300,000 home.
- \$114 per \$100,000 Market Value.

Benefit

- Lower class sizes by roughly 17%.
- Effective and efficient transition to Common Core Curriculum.
- Financial Stability.
- Maintain Fine Arts, Library Instruction, and Gifted Instructional Services.

We are holding this forum to help district taxpayers decide if it is in their best interests to pay about \$1 per day more in local property taxes in order to reduce class sizes by roughly 17%, provide the curriculum to support the state mandated core curriculum, and save specials such as band, sports, and other extracurricular activities. We are in the slowest economic recovery in US history. District taxpayers have lost their homes, are struggling to make mortgage payments, and are cutting all corners. Common wisdom is that we must be crazy to ask taxpayers to fund a referendum at this time. In fact, we are the ONLY district in our area to run a referendum. We hope that after our presentation that you will appreciate that if we don't shore up the revenue lost from the federal and state governments, our district risks losing the competitive edge that attracts families to move here – the unmatched, well-rounded education Millburn provides. A failure to increase revenues not only affects families with children in our schools. In the short run it has the potential to drop market value for everyone. In the long run it has the potential to no longer make Millburn the destination of choice for families seeking the best education for their children. Millburn is one of the most effective and efficient districts in our state. It should be the model of efficiency for all the other 868 districts if not for our poor financial situation. The PowerPoint presentation will make that case.



Drawing by Adrian Silgan

Class of '13

IT'S A JUNGLE OUT THERE!

SHORT TERM....

Our students need a well-rounded education that includes fine arts, technology, and the same opportunities as their peers from other districts to compete at the high school and college levels.

LONG TERM...

Employers want the best of the best. Fine Arts education is all about problem-solving, creativity, observation, and communication.....

GUESS WHO SURVIVES!

This presentation will not cover every aspect of our finances, or address every question that has surfaced. I expect that some people will have additional specific questions after the presentation. I will stay and answer questions until they are all addressed. If I can't answer them tonight, I will direct you to someone that can, or I will get back to you. I am not here to convince you to vote yes. I am here to present information. I will only ask that you trust, and then I invite you to verify.

We Will Demonstrate That...

- The Board ***listened*** to the public.
- The current trend is ***unsustainable***.
- The Millburn education has proven ***effective***.
- The Millburn operation is ***efficient***.
- The Millburn education is a ***wise investment***.
- You can ***trust*** your board and administration to be a wise custodian of your money.

We'll demonstrate that: ·

All the issues that caused the last referendum to fail have been addressed·

The current situation is unsustainable·

Millburn is one of the most effective districts·

Millburn is one of the most efficient districts·

Spending money on reducing class sizes, improving curriculum, and offering specials is a wise investment·

You can trust your board of education and administration to spend your money wisely

We will also spend some time addressing some myths that have been brought to our attention

The Board Listened to the Public

The amount of money was too much...

- The Board is asking for about \$850,000 per year vs. nearly \$2 million in 2010.
- The \$850,000 does not cover the \$1.3 million in lost revenue from state and federal sources.

The Board lacked credibility...

- The Board has adopted a balanced budget policy, and they have stuck to it.
- The Board made the reductions as stated, and more.
- The Board has become EXTREMELY transparent.

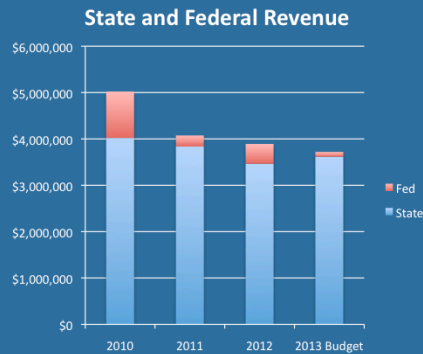
This slide reflects some of the feedback received after the last referendum.

The amount being asked for in this referendum is about half of what was asked last time. This amount will not cover the total loss of state and federal funding. By the time we receive the money, it will cover about half of yearly funding loss.

The specific list of cuts is posted on the website under referendum information. The cuts have totaled over 3.3 million so far.

Unsustainable

Continued loss of funding



Major Influences

- No Curriculum Adoption since 2007 in any subject
- Minimal building repairs and maintenance
- Wages will need to keep pace with market at some point
- Loss of instructional time due to high class sizes
- Cut over 50 staff

The Board expects a continued drop in state and federal funding. Local taxpayers have been asked to pick up the slack, but the current local effort does not offset the losses from government funding. We have lost 1.3 million and Governor Quinn's latest budget address would mean a loss of another \$500,000 for Millburn. The District for FY 14 will receive an additional \$250,000 from local taxes, but that will not cover the loss from the state. We are anticipating that this trend will continue. We can't wait for the state to solve the problem. We have handled the expense problem, and we are now facing a revenue problem.

Our goal is to provide a consistent educational experience for students from K-8th grade during their entire tenure.

Teachers will start looking for other jobs at some point. It has already happened. We also can't get so far under the market that we can never catch up. Schools are limited in what we can offer for increases.

Effective

| Overall % | | | | % Exceeds | | | |
|-----------------|-----------|-----------------|-----------|-----------------|-----------|-----------------|-----------|
| Reading | Average | | Average | Reading | Average | | Average |
| | 3rd Grade | | 8th Grade | | 3rd Grade | | 8th Grade |
| Bannockburn | 90.8 | Bannockburn | 99.3 | Bannockburn | 46.7 | Lincolnshire | 42.7 |
| Deefield | 90.2 | Millburn | 97.7 | Lake Forest | 46.0 | Bannockburn | 34.7 |
| Lincolnshire | 90.2 | Lincolnshire | 97.5 | Kildeer | 45.7 | Kildeer | 26.3 |
| Lake Forest | 89.8 | Deerfield | 97.3 | Lincolnshire | 44.8 | Lake Bluff | 26.2 |
| Kildeer | 89.5 | Kildeer | 97.3 | Deefield | 43.7 | North Shore | 26.2 |
| Oak Grove | 88.2 | Libertyville | 96.7 | Libertyville | 42.8 | Libertyville | 25.7 |
| Libertyville | 87.0 | Lake Forest | 96.0 | North Shore | 42.0 | Deerfield | 24.8 |
| North Shore | 87.0 | Aptakisic | 95.8 | Lake Bluff | 39.8 | Aptakisic | 22.5 |
| Aptakisic | 86.7 | Emmons | 95.3 | Aptakisic | 38.5 | Lake Forest | 21.0 |
| Lake Bluff | 82.7 | Fremont | 95.2 | Rondout | 37.2 | Millburn | 20.8 |
| Fremont | 81.3 | Oak Grove | 95.0 | Hawthorn | 35.5 | Oak Grove | 18.8 |
| Millburn | 81.2 | North Shore | 94.7 | Oak Grove | 35.5 | Rondout | 18.4 |
| Rondout | 80.8 | Lake Bluff | 93.7 | Millburn | 32.7 | Fremont | 18.0 |
| Gurnee | 79.7 | Hawthorn | 91.7 | Mundelein | 29.7 | Hawthorn | 16.5 |
| Hawthorn | 79.7 | Rondout | 91.4 | Woodland | 29.7 | Emmons | 14.2 |
| Woodland | 78.2 | Mundelein | 90.8 | Fremont | 29.0 | Diamond Lake | 13.7 |
| Grayslake | 77.7 | Grayslake | 90.5 | Big Hollow | 28.5 | Gurnee | 13.7 |
| Mundelein | 77.0 | Gurnee | 89.8 | Gurnee | 28.5 | Grayslake | 12.5 |
| Winthrop Harbor | 75.5 | Fox Lake | 89.3 | Grayslake | 28.3 | Mundelein | 12.5 |
| Gavin | 74.3 | Winthrop Harbor | 89.2 | Emmons | 25.3 | Woodland | 12.2 |
| Antioch | 74.2 | Woodland | 88.5 | Winthrop Harbor | 24.8 | Antioch | 9.7 |
| Big Hollow | 73.8 | Antioch | 87.3 | Gavin | 24.0 | Lake Villa | 9.0 |
| Emmons | 73.8 | Grass Lake | 87.3 | Lake Villa | 24.0 | Big Hollow | 8.8 |
| Lake Villa | 73.3 | Lake Villa | 87.3 | Antioch | 23.3 | Winthrop Harbor | 7.7 |
| Diamond Lake | 71.0 | Diamond Lake | 84.5 | Diamond Lake | 22.5 | Fox Lake | 7.2 |
| Beach Park | 68.5 | Big Hollow | 83.7 | Beach Park | 21.0 | Grass Lake | 7.2 |
| Grass Lake | 63.7 | Gavin | 81.5 | Fox Lake | 13.8 | Gavin | 6.0 |
| Fox Lake | 62.3 | Beach Park | 78.2 | Grass Lake | 11.7 | Beach Park | 4.3 |
| Zion | 55.3 | Zion | 73.0 | Zion | 9.0 | Zion | 2.8 |

The yellow does not allow you to read Millburn, and the names are too small to read. What is important on this page is the movement upward for Millburn. This answers the question of “value added” for the Millburn experience. We take students at a certain level in 3rd grade and move them significantly forward by the time they get to 8th grade. This is true for meets and exceeds.

| Overall % | | | | Exceeds % | | | |
|-----------------|-------------|-----------------|-------------|-----------------|-------------|-----------------|-------------|
| Math | Average | | Average | Math | Average | | Average |
| | 3rd Grade | 8th Grade | | | 3rd Grade | 8th Grade | |
| Lincolnshire | 98.5 | Lincolnshire | 97.7 | Lincolnshire | 78.0 | Lincolnshire | 73.3 |
| Bannockburn | 98.3 | Kildeer | 97.3 | Bannockburn | 70.2 | Kildeer | 66.0 |
| Oak Grove | 98.2 | Deerfield | 96.7 | Kildeer | 68.2 | Bannockburn | 59.7 |
| Deerfield | 97.5 | Libertyville | 96.5 | Lake Forest | 67.0 | Deerfield | 58.3 |
| Kildeer | 96.8 | Millburn | 96.3 | Oak Grove | 65.3 | Lake Forest | 57.8 |
| Lake Forest | 96.0 | Winthrop Harbor | 96.2 | Aptakisic | 65.2 | Aptakisic | 57.2 |
| Aptakisic | 95.8 | Aptakisic | 96.0 | Deerfield | 64.3 | Libertyville | 56.5 |
| North Shore | 95.3 | Bannockburn | 94.7 | Libertyville | 62.8 | Rondout | 54.4 |
| Fremont | 95.0 | Lake Forest | 94.7 | North Shore | 62.7 | North Shore | 53.7 |
| Libertyville | 94.8 | Emmons | 94.5 | Lake Bluff | 59.2 | Millburn | 53.3 |
| Lake Bluff | 92.7 | Fremont | 94.5 | Hawthorn | 55.2 | Lake Bluff | 52.2 |
| Millburn | 92.5 | Oak Grove | 93.8 | Millburn | 52.7 | Hawthorn | 52.0 |
| Winthrop Harbor | 92.5 | Lake Bluff | 93.0 | Mundelein | 51.3 | Winthrop Harbor | 50.0 |
| Mundelein | 91.5 | Rondout | 93.0 | Rondout | 50.7 | Oak Grove | 47.3 |
| Woodland | 91.5 | North Shore | 92.3 | Woodland | 50.3 | Fremont | 45.5 |
| Rondout | 90.8 | Hawthorn | 91.7 | Fremont | 48.0 | Emmons | 43.5 |
| Grass Lake | 90.0 | Mundelein | 90.8 | Gurnee | 45.7 | Diamond Lake | 42.3 |
| Gurnee | 89.8 | Woodland | 90.3 | Grayslake | 45.2 | Woodland | 42.2 |
| Hawthorn | 89.8 | Diamond Lake | 89.8 | Lake Villa | 43.0 | Big Hollow | 34.7 |
| Diamond Lake | 89.3 | Fox Lake | 89.8 | Winthrop Harbor | 43.0 | Lake Villa | 34.5 |
| Grayslake | 89.0 | Lake Villa | 89.2 | Diamond Lake | 42.7 | Antioch | 34.2 |
| Lake Villa | 88.7 | Antioch | 88.3 | Gavin | 41.3 | Gurnee | 33.3 |
| Gavin | 88.5 | Gurnee | 87.3 | Antioch | 39.5 | Mundelein | 31.5 |
| Emmons | 88.2 | Grayslake | 86.8 | Big Hollow | 39.3 | Grayslake | 29.8 |
| Antioch | 88 | Grass Lake | 84.7 | Beach Park | 37.7 | Fox Lake | 25.8 |
| Big Hollow | 86.2 | Big Hollow | 84.5 | Fox Lake | 30.8 | Zion | 22.5 |
| Beach Park | 84.3 | Beach Park | 81.0 | Emmons | 30.2 | Grass Lake | 22.2 |
| Fox Lake | 83.8 | Zion | 78.2 | Grass Lake | 24.2 | Beach Park | 16.5 |
| Zion | 73.8 | Gavin | 76.5 | Zion | 21.7 | Gavin | 12.3 |


This shows the same trend for math, but not quite as drastic. Our last curriculum adoption was in reading so we have emphasized reading in the last 6 years.



Our band program has been recognized as one of the top programs in the area. All you need to do is attend a concert to recognize the high quality. Our students will be performing music at a level 4.5 in the spring concert. This is a level reserved for quality HS programs. The art program disproportionately produces works that win awards in the Antioch art festival each year. Both our CC teams went to state this year. Over 40 athletes went to the state track meet last spring. Three students made participated in the state wrestling meet. We win a disproportionate share of conference titles in our athletic conference. Our vocal performance group has progressed significantly, and you can enjoy some music from Les Miz and some Disney show tunes next Tuesday. Millburn strives for excellence in EVERY endeavor.

Good Morning, My name is Dago Diaz, and I am the 8th grade boy's volleyball coach at Carl Sandburg Middle School in Mundelein. This has been a long school year for everyone with all of the worrying about state testing and funding, so I just wanted to pass along some good news. It was a great pleasure playing against the Millburn 8th grade boys' volleyball team. They provided an awesome challenge to my boys' team, and all the kids played their hearts out and left everything on the floor. It was so great to see them congratulate each other after amazing plays on the both sides, and they all seemed to have a lot of fun, competing at a high level and with extreme class. I know that this only could happen when a team is coached by a leader with great integrity, and I wanted to commend Coach Jazo for being such a great example to his team and leading them so well. It was such a fun experience, and one of the best coaching moments of my career because the Millburn team really impressed me with their talent, hunger, and character. One player in particular, number 41 or 42 (last name Garcia), played outstanding and showed a great deal of respect and class throughout the season. During a time in education when it's easy to get lost in the state mandates and pressure from the public, it's so nice to be a part of something that is rewarding and positive. Your boys' team and Coach Jazo are the perfect example of what it interscholastic athletics should be about. Thank you for your time. Sincerely, Dago Diaz 8th grade Boys' Volleyball Coach Carl Sandburg Middle School, Mundelein

Millburn continues to receive the Bright A+ award as a top 5% academically performing school district.



Drawing by Abby Old Class of '13

DID YOU KNOW.....?

MILLBURN ARTISTS HAVE EARNED THE HIGHEST AWARDS FOR THE MIDDLE SCHOOL LEVEL AT THE ACHS ANNUAL ART FESTIVAL THREE OUT OF THE PAST 6 YEARS.

THE ART DEPARTMENT HAS GENERATED OVER 20K THROUGH THE ART TO REMEMBER PROGRAM, AND GENERATES MORE THAN HALF OF OUR EXISTING ART BUDGET.

MANY OF OUR ALUMNI GO ON TO PURSUE ART AS A CAREER.

MILLBURN ARTISTS ARE ALSO GAINING RECOGNITION FOR THEIR WORK IN OUTSIDE ARENAS SUCH AS 4H AND SCOUTS.

THE VAST MAJORITY OF NHS AND HIGH ACHIEVERS AT THE HIGH SCHOOL LEVEL ARE THOSE WITH FINE ART EDUCATION.

This is another slide that highlights the excellent art program.

Efficient

| School District | **Overall Performance Reading % | School District | **Overall Performance Math % | Total Revenue Per ADA | Operating Expenditure per ADA | Instructional Expenditure per ADA | % Spent on Instruction | |
|-----------------|---------------------------------------|-----------------|------------------------------------|-----------------------|-------------------------------|-----------------------------------|-------------------------|-------|
| Bannockburn | 97.3 | Lincolnshire | 97.7 | Bannockburn | \$35,422 Roundout | \$25,359 Roundout | \$15,089 Oak Grove | 56.6 |
| Millburn | 87.7 | Kildeer | 97.3 | Roundout | \$30,867 Bannockburn | \$19,961 Bannockburn | \$11,369 Millburn | 55.5 |
| Lincolnshire | 97.5 | Deerfield | 96.7 | Grass Lake | \$26,782 Lake Bluff | \$16,161 Lake Bluff | \$10,509 Diamond Lake | 54.9 |
| Deerfield | 97.3 | Crystal Lake | 95.5 | Lake Bluff | \$19,362 Aptakisic | \$15,473 North Shore | \$9,707 Roundout | 54.4 |
| Kildeer | 97.3 | Millburn | 96.3 | North Shore | \$18,985 North Shore | \$15,249 Aptakisic | \$8,952 Emmons | 53 |
| Libertyville | 96.7 | Winthrop Harbor | 96.2 | Lincolnshire | \$18,611 Lincolnshire | \$14,727 Oak Grove | \$8,826 Lake Bluff | 52.9 |
| Lake Forest | 96.0 | Aptakisic | 96.0 | Aptakisic | \$18,027 Grass Lake | \$14,720 Lincolnshire | \$8,625 Aptakisic | 52 |
| Aptakisic | 95.8 | Bannockburn | 94.7 | Kildeer | \$17,431 Lake Forest | \$14,572 Deerfield | \$8,548 Zion | 51.9 |
| Emmons | 95.3 | Lake Forest | 94.7 | Lake Forest | \$17,146 Oak Grove | \$13,519 Grass Lake | \$8,088 Kildeer | 51.8 |
| Freemont | 95.2 | Emmons | 94.5 | Deerfield | \$16,920 Deerfield | \$13,218 Lake Forest | \$8,029 Deerfield | 51.5 |
| Oak Grove | 95.0 | Freemont | 94.5 | Oak Grove | \$16,118 Kildeer | \$12,588 Kildeer | \$7,848 Lake Villa | 51.2 |
| North Shore | 94.7 | Oak Grove | 93.8 | Emmons | \$15,012 Emmons | \$12,493 Diamond Lake | \$7,388 North Shore | 50.3 |
| Lake Bluff | 93.7 | Lake Bluff | 93.0 | Hawthorn | \$14,469 Hawthorn | \$12,168 Emmons | \$7,317 Lincolnshire | 50 |
| Hawthorn | 91.7 | Roundout | 93.0 | Gurnee | \$14,291 Diamond Lake | \$11,918 Hawthorn | \$7,078 Woodland | 49.8 |
| Roundout | 91.4 | North Shore | 92.3 | Diamond Lake | \$13,867 Fox Lake | \$11,321 Zion | \$6,514 Hawthorn | 49.7 |
| Mundelein | 90.8 | Hawthorn | 91.7 | Libertyville | \$13,748 Gurnee | \$11,234 Griggsville | \$6,319 Beach Park | 48.9 |
| Graylake | 90.5 | Mundelein | 90.8 | Fox Lake | \$13,639 Woodland | \$11,046 Millburn | \$6,142 Antioch | 47.7 |
| Gurnee | 89.9 | Woodland | 90.3 | Freemont | \$13,589 Zion | \$10,981 Woodland | \$6,091 Graylake | 47.7 |
| Fox Lake | 89.3 | Diamond Lake | 89.8 | Gavin | \$13,528 Fremont | \$10,947 Graylake | \$6,031 Fremont | 47.5 |
| Winthrop Harbor | 89.2 | Fox Lake | 89.8 | Zion | \$13,363 Gavin | \$10,796 Libertyville | \$5,767 Lake Forest | 47.1 |
| Woodland | 88.5 | Lake Villa | 89.2 | Mundelein | \$12,442 Graylake | \$10,522 Beach Park | \$5,703 Grass Lake | 45.3 |
| Antioch | 87.3 | Antioch | 88.3 | Graylake | \$12,391 Libertyville | \$10,333 Fremont | \$5,542 Libertyville | 44.7 |
| Grass Lake | 87.3 | Gurnee | 87.3 | Big Hollow | \$12,089 Beach Park | \$10,119 Fox Lake | \$5,358 Mundelein | 43.9 |
| Lake Villa | 87.3 | Graylake | 86.8 | Beach Park | \$12,015 Mundelein | \$10,056 Antioch | \$5,448 Winthrop Harbor | 43 |
| Diamond Lake | 84.5 | Grass Lake | 84.7 | Woodland | \$12,058 Winthrop Harbor | \$9,354 Winthrop Harbor | \$5,445 Gavin | 42.9 |
| Big Hollow | 83.7 | Big Hollow | 84.5 | Antioch | \$11,702 Millburn * | \$9,762 Gavin | \$5,438 Fox Lake | 40.3 |
| Gavin | 81.5 | Beach Park | 81.0 | Winthrop Harbor | \$11,541 Antioch | \$9,289 Lake Villa | \$5,138 Big Hollow | 35.6 |
| Beach Park | 78.2 | Zion | 78.2 | Millburn | \$10,666 Big Hollow | \$8,968 Mundelein | \$5,083 Gurnee | 31.5 |
| Zion | 73.0 | Gavin | 76.6 | Lake Villa | \$10,521 Lake Villa | \$8,782 Big Hollow | \$4,788 Bannockburn | 29.6 |
| Average | 90.9 | Average | 90.9 | | \$16,115 Average | \$12,607 Average | \$7,310 Average | 47.63 |
| Millburn | 87.4 | Millburn | 96.2 | | \$10,688 Millburn | \$9,766 Millburn | \$6,142 Millburn | 55.5 |

*2012 Number 99.217

Millburn is efficient. What is important in this chart is the overall picture. I know the print is VERY small, but you can get the overall view. Millburn is the second highest in reading in the county. Millburn is second from the bottom in revenue. Millburn spends close to the median in instructional expenditures. Millburn spends the second highest percentage in the county on instruction. Millburn is spending money in the right area and getting a good return on investment.

Wise Investment



Education has never been more important. We live in a global economy, and one that is changing at a tremendous rate. The Common Core Standards are designed to meet the needs of a global economy, greater mobility, team building, problem solving, etc. The Common Core Standards emphasize depth vs. breadth. They emphasize deeper learning. In math, students will be asked for explanations, not just computations. In Language Arts the focus will shift more to non-fiction reading and writing.

This slide showed a video that can be accessed at You Tube by typing in “Did you know?”

This is a tremendous amount of work, and our teachers have taken the challenge head on. We have an elementary math committee that meets regularly, and they are looking at some very exciting materials that would help them structure their day without completely writing the entire curriculum each day. Materials that would provide a solid foundation from which to build would be excellent. Thankfully, the reading curriculum that was adopted in 2007 remains a good resource. Unfortunately, our current math program does not align as well to the common core. We will need to update this curriculum. Updating a curriculum for the K-5 grades can range up to \$150,000. In addition, the newer curriculum materials are best utilized with the online access. We will look to add projectors in each of our classrooms in order to utilize the technology that we already have. Installing projectors will take additional funds.

Smaller Class Size



This is an example of a PE class, but you will notice that smaller class sizes will allow for more participation. The same is true in EVERY classroom. How many times do you think each student will even touch the ball during one period?

Smaller Class Sizes




Smaller class sizes will allow greater flexibility for teaming. Teachers have needed to move to rows to accommodate more students. Smaller class sizes will allow the teacher to monitor the progress of each student on an individual basis. There will be the opportunity for 17% more contact with individual students. Teachers have had to take more work home to grade. This impacts their personal life, but we will need to lower class sizes in order to increase individual time with students. The major foundation of the middle school concept is building positive relationships with adults and other children. Smaller class sizes will allow more time for teachers to get to know each student as an individual.

Invest in Library Instruction



Information taken for Scholastic Library Publishing.

Summary: A substantial body of research since 1990 shows a positive relationship between school libraries and student achievement. The research studies show that school libraries can have a positive impact on student achievement -- whether such achievement is measured in terms of reading scores, literacy, or learning more generally. A school library program that is adequately staffed, resourced, and funded can lead to higher student achievement regardless of the socioeconomic or educational levels of the community.



“HOW DO I SEE MYSELF? HOW DO I FEEL? HOW DO I WANT OTHERS TO SEE ME?”

ART EDUCATION **INCREASES ABILITY TO COMMUNICATE** AND EXPRESS IDEAS MORE CLEARLY.

ART EDUCATION **STIMULATES CREATIVITY.**

ART EDUCATION **IMPROVES OBSERVATION SKILLS** AND FORCES STUDENTS TO ENVISION THINGS THEY CANNOT YET SEE.

ART EDUCATION ALLOWS STUDENTS TO **WORK COOPERATIVELY.**

ART EDUCATION OFFERS AN OPPORTUNITY TO **DECOMPRESS** IN THE DAY.

ART EDUCATION PROVIDES AN EXPERIENCE WHERE **ALL STUDENTS CAN FIND SUCCESS.**

ART EDUCATION HELPS STUDENTS **CREATE A SENSE OF IDENTITY.**

Drawing by Alyssa Fuller Class of '13

A well rounded education is vital for the success of our students. We have already increased the class sizes of our specials even beyond the general education class sizes. We have diminished the supply budgets, and we have limited the exposure of students to these programs. We have produced exceptional quality. It takes years to build up good programs, and it would take years to rebuild after losing exceptional people even for one year.



Drawing by Sarah Gattone

Class of '13

"Imagination is more important than knowledge. For knowledge is limited to all we now know, while imagination embraces the entire world, and all there ever will be to know and understand."

Albert Einstein

THAT BEING SAID.....

RESEARCH HAS PROVEN THAT STUDENTS WHO HAVE FINE ARTS EDUCATION SIMPLY DO MUCH BETTER IN LIFE....

**BETTER GRADES*

**HIGHER SCORES ON STANDARDIZED TESTS IN MATH AND READING*

**HIGHER LEVEL OF COLLEGE ENROLLMENT AND ATTAINMENT*

**MORE CIVICALLY ENGAGED*

**HIGHER LEVELS OF VOLUNTEERING AND VOTING*

**GREATER INVOLVEMENT IN SCHOOL AND LOCAL GOVERNMENT*

The Millburn Leadership can be Trusted

The Board has...

- Hired an excellent business manager.
- Reduced a portion of the negative fund balance.
- Refinanced debt.
- Renegotiated external contracts.
- **BALANCED THE BUDGET.**

The Board has...

- Met with legislators to influence damaging legislation and raise awareness.
- Attended training on school finance.
- Worked with state officials on forecasting.

The ability for the community to trust its leadership is vital to the success of not just school, the entire community. Trust is very difficult to earn, especially in today's political and economic environment. I am asking for your trust, and I am inviting you to verify.

Millburn refinanced debt to save taxpayers \$300,000.

Millburn negotiated new bus leases to save \$69,000 per year.

You have a Board that is motivated to serve and willing to learn. Our Board members have been to training events, and conferences. They are very informed, and very aware of the issues impacting education.

Myths

- Hidden money.
- Too much money is spent on administrator and teacher salaries.
- All the money will go to salaries.
- The State will get our money and squander it.
- There are more expenses to cut and fees to raise.

We will also address common myths: ·

There is extra, hidden money·

Too much money is spent on administration or teacher salaries·

All the money will go to staff salary increases

Etc.

Hidden Money

We have many eyes on our budget.

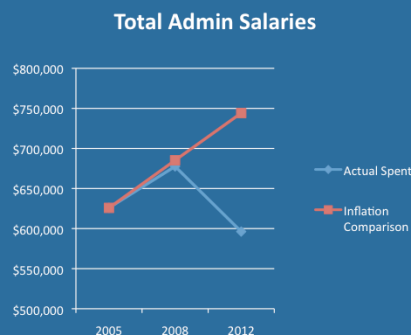
- Independent Audit
- PMA Finances
- State Monitor
- Monthly Board Reports
- Standard and Poor's Credit Rating process
- Financial Advisory Committee
- Facilities and Finance Committee



There is no “hidden” money at Millburn. Millburn is extremely transparent. You can track budget to actual reports each month by following Board Agendas on our website. You can look at the business office link on our website to compare audits and annual financial reports. Millburn is watched by the state of Illinois. Since we are one of the 14 schools on the watch list, we have state financial consultant monitoring our budget and expenditures. We have an outside independent audit completed each year, and we have hired a private financial advisory company to help with projections and budgeting. We have given the business office a boost, and it shows in our improved financial position. We have also gone through a rigorous credit rating process when we refinanced our bonds last spring. Our finances have been under the microscope!

Too Much Money is Spent on...

Admin Salaries



Teacher Salaries

- Teacher salaries are in the average of the feeder schools in our area, and below average for the county.
- The Union does not control teacher salaries, the Board does.

I want to share a couple of statistics. Millburn spends less on administrative salaries in 2013 that it did in 2005. The national average executive salaries have not certainly not trended below inflation. Millburn administrators have had an increase in salary of 4% over 4 years or 1% per year.

The teachers are currently in the negotiations process with the Board. The process is moving forward as quickly as possible. The Board has actually had several special meetings on weekends to keep the process moving as swiftly as possible. The entire process has taken longer than anticipated because this is the first Union contract in Millburn's history. The referendum will still not put Millburn in a position to pay teachers what I think they deserve. It is not a matter of what they deserve; it is a function of what Millburn can afford. Our teachers understand our financial difficulties.

The State Will Just Waste Our Money

- 100% of local funding stays local.



No local money goes to the state. This is one positive aspect of local funding.

There are More Expenses to Cut – Fees to Increase



The first \$2 million in cuts was needed to balance the budget. The final \$1.3 million has had a significant impact on the student experience at Millburn. The Board is not asking to replace that \$1.3. They are asking for a portion of it. It will not get class sizes down to previous levels, but it will certainly get them closer to average. The administration will continue to look for efficiencies as we have been doing. However, there is a limit to some efficiencies. If we completely eliminated the gas, electric, and the entire operations and maintenance budget, we would still not make up the 1.3 million.

We have also increased our fees to the point that sports and most activities are completely funded by the participants. Our registration fees are also maxed out.

We have been smart about our cuts, we have pinched our pennies, and we are already a skeleton of what we used to be.

One Story



If you have been to a recent graduation, you may have heard this story, but it is a good one. An elderly carpenter...

An elderly carpenter was ready to retire. He told his employer-contractor of his plans to leave the house building business and live a more leisurely life with his wife enjoying his extended family.

He would miss the paycheck, but he needed to retire. They could get by. The contractor was sorry to see his good worker go and asked if he could build just one more house as a personal favor. The carpenter said yes, but in time it was easy to see that his heart was not in his work. He resorted to shoddy workmanship and used inferior materials. It was an unfortunate way to end his career.

When the carpenter finished his work and the builder came to inspect the house, the contractor handed the front-door key to the carpenter. "This is your house," he said, "my gift to you."

What a shock! What a shame! If he had only known he was building his own house, he would have done it all so differently. Now he had to live in the home he had built none too well.

So it is with us. We are building our own house. Unfortunately, We don't always take the long-term look at life. We are the carpenter. We are now building for the future. We are educating tomorrow's leaders today.

Cost/Benefit

Cost

- \$1 per day for the average \$300,000 home.
- \$114 per \$100,000 Market Value.

Benefit

- Lower class sizes by roughly 17%.
- Effective and efficient transition to Common Core Curriculum.
- Financial Stability.
- Maintain Fine Arts, Library Instruction, and Gifted Instructional Services.

We are holding this forum to help district taxpayers decide if it is in their best interests to pay about \$1 per day more in local property taxes in order to reduce class sizes by roughly 17%, provide the curriculum to support the state mandated core curriculum, and save specials such as band, sports, and other extracurricular activities. We are in the slowest economic recovery in US history. District taxpayers have lost their homes, are struggling to make mortgage payments, and are cutting all corners. Common wisdom is that we must be crazy to ask taxpayers to fund a referendum at this time. In fact, we are the ONLY district in our area to run a referendum. We hope that after our presentation that you will appreciate that if we don't shore up the revenue lost from the federal and state governments, our district risks losing the competitive edge that attracts families to move here – the unmatched, well-rounded education Millburn provides. A failure to increase revenues not only affects families with children in our schools. In the short run it has the potential to drop market value for everyone. In the long run it has the potential to no longer make Millburn the destination of choice for families seeking the best education for their children. Millburn is one of the most effective and efficient districts in our state. It should be the model of efficiency for all the other 868 districts if not for our poor financial situation. The PowerPoint presentation has made that case.

Millburn has shifted from an expenditure issue to a revenue issue. The next cuts will have an even greater impact on our students' educational experience.

We Demonstrated That...

- ✓ The Board ***listened*** to the public.
- ✓ The current trend is ***unsustainable***.
- ✓ The Millburn education has proven ***effective***.
- ✓ The Millburn operation is ***efficient***.
- ✓ The Millburn education is a ***wise investment***.
- ✓ You can ***trust*** your board and administration to be a wise custodian of your money.

We'll demonstrate that: ·

All the issues that caused the last referendum to fail have been addressed·

The current situation is unsustainable·

Millburn is one of the most effective districts·

Millburn is one of the most efficient districts·

Spending money on reducing class sizes, improving curriculum, and offering specials is a wise investment·

You can trust your board of education and administration to spend your money wisely

This presentation did not cover every aspect of our finances, or address every question that has surfaced. I expect that some people will have additional specific questions after the presentation. I will stay and answer questions until they are all addressed. If I can't answer them tonight, I will direct you to someone that can, or I will get back to you. I am not here to convince you to vote yes. I am here to present information. I will only ask that you trust, and then feel free to verify.

QUESTIONS?

- What did you hope to hear that has not been discussed?

We showed that: ·

All the issues that caused the last referendum to fail have been addressed·

The current situation is unsustainable·

Millburn is one of the most effective districts·

Millburn is one of the most efficient districts·

Spending money on reducing class sizes, improving curriculum, and offering specials is a wise investment·

You can trust your board of education and administration to spend your money wisely

Resources

millburn24.net

- PMA presentations – Board Tab

- Budget presentations – District/Business Office

- Annual Financial Reports – District/Business Office

isbe.net

- Financial Profile Scores

- Annual Financial Reports

iirc.niu.edu

- Comparisons to other districts

| REDUCTIONS FOR THE 2009-10 SCHOOL YEAR | | |
|--|--|-------------|
| FTE REDUCTIONS | DESCRIPTION | AMOUNT |
| 14.1 | CERTIFIED STAFF @ \$50,000 EACH | \$705,000 |
| 1.5 | LIBRARY CLERKS | \$15,000 |
| 2 | CLERICAL OFFICE STAFF | \$27,000 |
| 0.2 | NURSE | \$7,000 |
| 1 | COMPUTER TECH | \$50,000 |
| 3 | TEACHER AIDES | \$40,000 |
| | REDUCE NUMBER OF BUS SHUTTLE ROUTES | \$75,000 |
| | REDUCE EXTRA-DUTY POSITIONS | \$30,500 |
| | INCREASE CLASS SIZES FOR SPECIALS | \$50,000 |
| | REDUCE SCHOOL SUPPLY BUDGETS | \$87,000 |
| | DEVELOP LOCAL SP ED PROGRAMS THUS REDUCING OUT-OF-DISTRICT TUITION COSTS | \$100,000 |
| | ELIMINATE NEW TEXTBOOK ADOPTIONS | \$155,000 |
| | REDUCE PAPER USAGE - INCREASED ELECTRONIC COMMUNICATION | \$9,000 |
| 21.8 | TOTAL REDUCTIONS 2009-10 | \$1,363,500 |
| REDUCTIONS FOR THE 2010-11 SCHOOL YEAR | | |
| 1.7 | CERTIFIED STAFF @ \$50,000 EACH | \$85,000 |
| 1.7 | TOTAL REDUCTIONS 2010-11 | \$85,000 |
| REDUCTIONS FOR THE 2011-12 SCHOOL YEAR | | |
| FTE REDUCTIONS | DESCRIPTION | AMOUNT |
| 18.3 | CERTIFIED STAFF @ \$55,000 EACH | \$1,006,500 |
| | DISTRICT-WIDE SPORTS (INSTEAD OF A TEAM AT EACH SCHOOL) | \$67,300 |
| 18.3 | TOTAL REDUCTIONS 2011-12 | \$1,048,800 |
| REDUCTIONS/REVENUE INCREASES FOR THE 2012-13 SCHOOL YEAR | | |
| FTE REDUCTIONS | DESCRIPTION | AMOUNT |
| 10.3 | CERTIFIED STAFF @ \$50,000 EACH | \$515,000 |
| 3 | REGULAR BUS DRIVERS | \$45,000 |
| 1 | ADMINISTRATOR | \$25,000 |
| | THREE YEAR BUS LEASE (2011-12 - 1 YR LEASE) & 2 LESS BUSES | \$60,544 |
| | INCREASED STUDENT FEES (INCREASE RANGES FROM 25% TO 50%) | \$100,000 |
| 14.3 | TOTAL REDUCTIONS 2012-13 | \$956,544 |
| FTE REDUCTIONS | DESCRIPTION | AMOUNT |
| 54.4 | TOTAL REDUCTIONS/REVENUE INCREASES FY10 THROUGH FY13 | \$3,368,844 |

This chart shows the overall cuts and increased fees that have impacted our current students. We have increased fees as much as possible to cover extra-curricular activities.



This is picture of current classrooms.

Illinois Does NOT Support Education

- *National report card on school funding fairness finds Illinois one of four states ranking poorly on all measures* CHICAGO, Oct. 12 / PRNewswire-USNewswire/ --
- *A national report card on education funding released today gives Illinois an "F" in an evaluation of the fairness of its funding distribution between low- and high-poverty school districts. The report ranks Illinois third from last on this measure with updated data showing that the state has now slipped even lower to second from last in funding distribution fairness. Illinois also scored low marks on the study's other measures.*



The full report can be found online by googling Illinois school funding. Illinois is one of the worst funded in education.

Millburn West/Middle?

- Projected Growth
- Three subdivisions planned
 - Ehrlenborn Farm
 - Tim Smith Property
 - Village Green
- Current enrollment
- Future enrollment?

The myth is that we should have never built West. The projections by professionals showed tremendous growth. There were three subdivisions planned since West opened. We would not be able to safely house 1500 students on the current campus. Our current enrollment and programming would not allow for us to be in one building. The extra space has allowed us to house SEDOL programs, and house our own special education programs. We have also been able to lease space to Red Apple which has provided a nice service for our parents. We have used the resources that we have.

Nonlinear Effects of School Quality on House Prices

Abbigail J. Chiodo, Rubén Hernández-Murillo, and Michael T. Owyang

We reexamine the relationship between quality of public schools and house prices and find it to be nonlinear. Unlike most studies in the literature, we find that the price premium parents must pay to buy a house in an area associated with a better school increases as school quality increases. This is true even after controlling for neighborhood characteristics, such as the racial composition of neighborhoods, which is also capitalized into house prices. In contrast to previous studies that use the boundary discontinuity approach, we find that the price premium from school quality remains substantially large, particularly for neighborhoods associated with high-quality schools.

(JEL C21, I20, R21) Federal Reserve Bank of St. Louis Review, May/June 2010, 92(3), pp. 185-204.

This is research that shows the direct impact of schools on property value. The research seems to hold true in Millburn's case since you can have direct comparisons with other school districts. A community member can choose to buy a similar model of house all within a short distance of each other in completely separate school districts. There is a premium that Millburn parents have paid to get into the school district over the years. Millburn does not offer the amenities of other communities. The only differential is the school district. The success of the school district has a direct impact on property value.

| FY 09/10 | Local Property Taxes % | FY 09/10 | Genera l State Aid % | | EAV per pupil 10-11 | | Total Tax Rate 10- 11 | Taxes Generated on a \$300,000 Home |
|----------------------|------------------------------|-------------|----------------------------|-------------|------------------------|-------------|-----------------------------|---|
| RONDOUT SD 72 | 92 | ZION ESD 6 | 28.9 | RONDOUT S | \$2,108,725 | ZION ESD 6 | 4.879 | \$4,879 |
| OAK GROVE SD 68 | 91.2 | MILLBURN | 17.6 | LAKE FORES | \$1,332,066 | GRASS LAKE | 4.087 | \$4,087 |
| DEERFIELD SD 109 | 91 | LAKE VILLA | 17.5 | BANNOCKBU | \$1,301,475 | GRAYSLAKE | 3.941 | \$3,941 |
| BANNOCKBURN SD 106 | 89.8 | GRAYSLAKE | 16.2 | LAKE BLUFF | \$780,481 | BEACH PARK | 3.804 | \$3,804 |
| GRASS LAKE SD 36 | 87.9 | GAVIN SD 37 | 15.4 | NORTH SHO | \$666,463 | MILLBURN | 3.767 | \$3,767 |
| LAKE BLUFF ESD 65 | 87.7 | BEACH PARK | 14.9 | LINCOLNSHI | \$656,712 | GURNEE SD | 3.548 | \$3,548 |
| FREMONT SD 79 | 87.7 | MUNDELEIN | 10.7 | OAK GROVE | \$608,021 | MUNDELEIN | 3.511 | \$3,511 |
| APTAKISIC-TRIPP CCSD | 86.4 | WINTHROP H | 10.2 | DEERFIELD S | \$598,209 | ANTIOCH CC | 3.51 | \$3,510 |
| KILDEER COUNTRYSIDE | 85.6 | BIG HOLLOW | 7.7 | GRASS LAKE | \$579,248 | WOODLAND | 3.437 | \$3,437 |
| LIBERTYVILLE SD 70 | 84.4 | DIAMOND LA | 6.1 | APTAKISIC-T | \$513,163 | BIG HOLLOW | 3.393 | \$3,393 |
| HAWTHORN CCSD 73 | 84.2 | FOX LAKE GS | 3.8 | KILDEER CO | \$472,274 | WINTHROP H | 3.331 | \$3,331 |
| NORTH SHORE SD 112 | 83.7 | ANTIOCH CC | 3.6 | FREMONT SD | \$457,137 | DIAMOND LA | 3.327 | \$3,327 |
| LINCOLNSHIRE-PRAIRIE | 83.4 | WOODLAND | 3.3 | LIBERTYVILL | \$448,391 | GAVIN SD 37 | 3.147 | \$3,147 |
| EMMONS SD 33 | 82.6 | GURNEE SD | 3.2 | EMMONS SD | \$436,244 | LAKE VILLA | 3.127 | \$3,127 |
| LAKE FOREST SD 67 | 82.2 | LIBERTYVILL | 2.7 | HAWTHORN | \$396,727 | KILDEER CO | 3.086 | \$3,086 |
| GURNEE SD 56 | 81.1 | HAWTHORN | 2.5 | FOX LAKE GS | \$378,641 | HAWTHORN | 3.081 | \$3,081 |
| WOODLAND CCSD 50 | 78.9 | EMMONS SD | 2.5 | GURNEE SD | \$312,949 | APTAKISIC-T | 3.051 | \$3,051 |
| BIG HOLLOW SD 38 | 77 | KILDEER CO | 1.8 | DIAMOND LA | \$301,728 | EMMONS SD | 2.981 | \$2,981 |
| ANTIOCH CCSD 34 | 76.8 | GRASS LAKE | 1.5 | WOODLAND | \$291,399 | FOX LAKE GS | 2.689 | \$2,689 |
| DIAMOND LAKE SD 76 | 76.4 | APTAKISIC-T | 1.5 | WINTHROP H | \$277,366 | BANNOCKBU | 2.671 | \$2,671 |
| FOX LAKE GSD 114 | 73.7 | OAK GROVE | 1.3 | ANTIOCH CC | \$257,170 | DEERFIELD S | 2.665 | \$2,665 |
| WINTHROP HARBOR SD | 72.4 | DEERFIELD S | 1.2 | MUNDELEIN | \$247,014 | FREMONT SD | 2.663 | \$2,663 |
| MUNDELEIN ESD 75 | 69.8 | NORTH SHO | 1.2 | GRAYSLAKE | \$211,045 | NORTH SHO | 2.437 | \$2,437 |
| GRAYSLAKE CCSD 46 | 63.8 | LAKE BLUFF | 1.1 | BEACH PARK | \$203,921 | LIBERTYVILL | 2.431 | \$2,431 |
| BEACH PARK CCSD 3 | 62.8 | LAKE FORES | 1.1 | MILLBURN | \$194,252 | OAK GROVE | 2.389 | \$2,389 |
| MILLBURN | 62.2 | LINCOLNSHI | 1 | LAKE VILLA | \$165,099 | LINCOLNSHI | 2.378 | \$2,378 |
| GAVIN SD 37 | 62.2 | RONDOUT S | 0.7 | BIG HOLLOW | \$141,023 | LAKE BLUFF | 2.308 | \$2,308 |
| LAKE VILLA CCSD 41 | 59.5 | BANNOCKBU | 0.7 | GAVIN SD 37 | \$139,654 | RONDOUT S | 1.331 | \$1,331 |
| ZION ESD 6 | 39 | FREMONT SD | 0.4 | ZION ESD 6 | \$97,947 | LAKE FORES | 1.095 | \$1,095 |

This chart explains the downside of Illinois funding. Millburn homeowners pay a much higher tax rate because there is relatively little commercial value to offset the homeowner. There is a direct correlation between the EAV per pupil and tax rate. In order to capture the same funds, Millburn must a much higher rate than other communities. This chart also shows that Millburn receives a higher amount of state funding to help offset this deficit. However, when state funding is reduced, Millburn takes a hit.

Recent Referendum History

- 2004 – Voters approved a \$.53 increase in the education fund rate along with approval to issue \$16 million in bonds to build a new school. The operational money was projected to last 5 years.
- 2010 – A \$.73 increase in the operational rate was voted down by a 2 to 1 margin. Voters were asked to replace the loss of state revenues with local revenues.